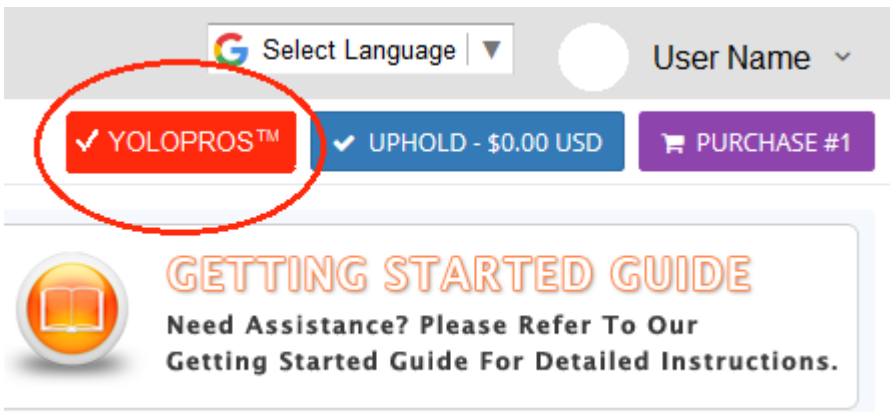


YoLo Pros Set Up & Funding

STEP 1. Create you account under the person that shared YoLo Pros with you

STEP 2. Complete your profile

STEP 3. By clicking the **RED** Yolo Pros button, you can pay your \$30 Membership Fee using Debit / Credit Card.



STEP 4. Make sure you still complete your Uphold account and connect to your Yolo Pros in order to make sure you do not loose out on any pay or commissions

Click the (**GETTING STARTED**) at top right



STEP 5. Follow steps 1 and 2 if only purchase your \$30 membership and follow steps 1 - 5 if purchasing a Package. Stay logged into your YoLo Pros account...

Getting Started: Tasks Required

#1. Uphold Account

Create Your Uphold Account

#2. Funding Methods

Add Funds To Uphold Account

#3. Product Packages

Purchase Your Product Package

#4. eCommerce Store

Configure Paypal Express Checkout

#5. Marketing System



Configure Marketing System

STEP 6. Create your Uphold account and double check that your profile is completed

STEP 7. Get your account verified by uploading the proper documents. If you do not have image copies on your computer, you can take a CLEAR picture of the front and back from your phone and then email it to yourself in order to upload them

STEP 8. Return to your Dashboard and choose one of the 4 cards that suit's the way you need to fund you Uphold account.

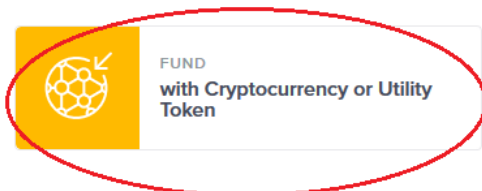
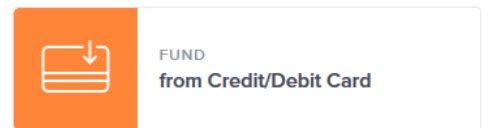
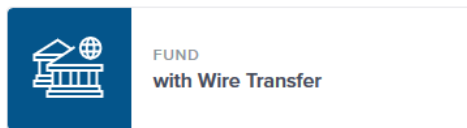

FAVORITE CARDS



STEP 9. Then to the (TOP RIGHT) click (ADD FUNDS). *Using Bitcoin just as an Example...*



ADD FUNDS



STEP 10. How to create a Bitcoin account, set up and funding... There are many other choices available, but these are the 2 most popular sites

Coinbase

Funding your Coinbase account using your Checking account can take approx 5-7 business days

Funding your Coinbase account using your Debit / Credit Card and be instant

Just follow the directions in the video...

How To Set Up and Fund your Coinbase Account...

<https://www.youtube.com/watch?v=QgNCPI7uJOY>

STEP 11. How to create a Bitcoin account, set up and funding...

BlockChain

How To Get Blockchain Bitcoin Wallet

<https://www.youtube.com/watch?v=xb-WWiIqpMI&t=50s>

How To Fund Your Blockchain Wallet With Bitcoin

<https://www.youtube.com/watch?v=w euETTY3478>



STEP 12. PLEASE MAKE SURE THAT YOU CURRENTLY HAVE A BITCOIN ACCOUNT AND THAT IT'S FUNDED BEFORE YOU PROCEED TO LOADING YOUR UPHOLD ACCOUNT

STEP 13. After this has been completed and your funds are no longer (PENDING) in your Uphold account, follow steps below...

STEP 14. Return to your Dashboard. You'll now need to transfer from the currency you added to your Uphold account to USD.

STEP 15. Click the (**GREEN CARD**)

FAVORITE CARDS



STEP 16. Click (Transfer Between Your Cards)

change card **USD card** ...
\$ 0.00 USD
฿ 0.00 BTC

[USE FUNDS](#) [ADD FUNDS](#) [ACTIVITY](#)

USE FUNDS

- TRANSFER between your Cards
- SEND to Member or Email
- SEND to Cryptocurrency or Utility Token
- SPEND with Virtual Mastercard®
- SEND to Bank Account

STEP 17. Click the drop down arrows to select the proper transfer from where your funds were added to send / transfer to USD

TRANSFER
between your Cards

TRANSFER TO CARD

Select or search for a card ▼

AMOUNT

Amount USD ▼

MESSAGE 1024

CONFIRM

STEP 18. Log Out of your Uphold account

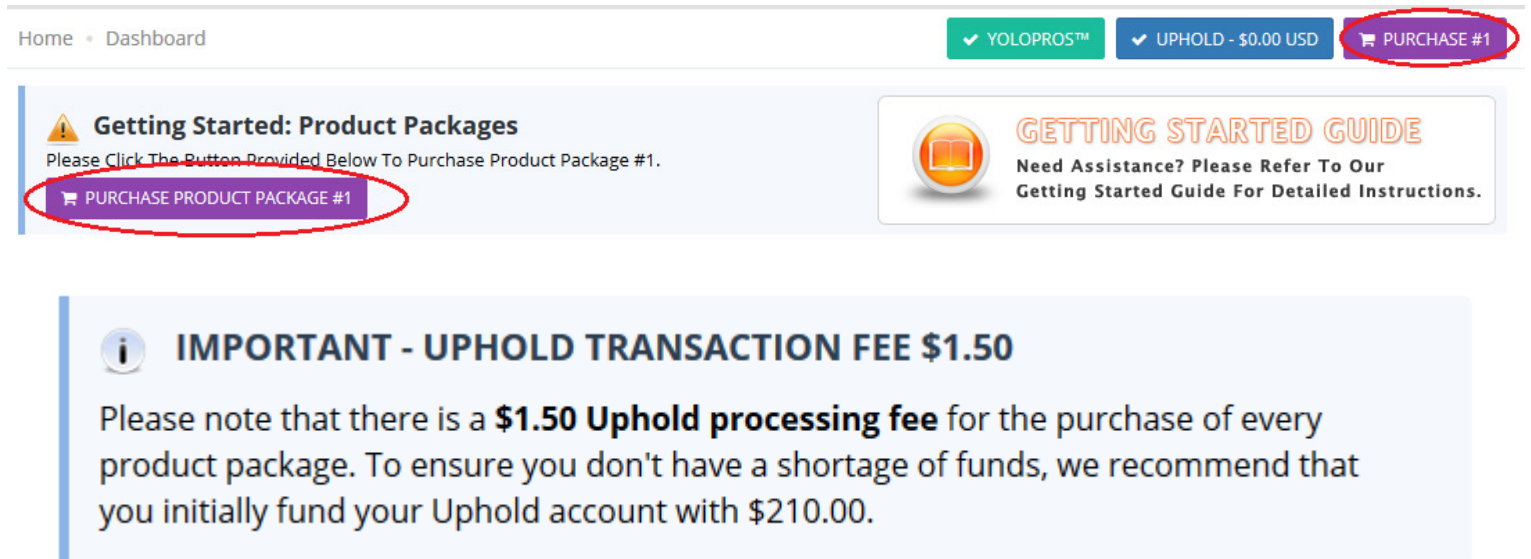
STEP 19. Return to your Yolo Pros account

STEP 20. On your Dashboard there will be a button that says... (**CONNECT YOUR ACCOUNTS**)

STEP 21. Once they're connected you can proceed to your purchase...

STEP 22.

PRODUCT #1 (Price \$200) ... there are 2 purple buttons on your Dashboard to use.



Home • Dashboard

YOLOPROS™ UPHOLD - \$0.00 USD PURCHASE #1

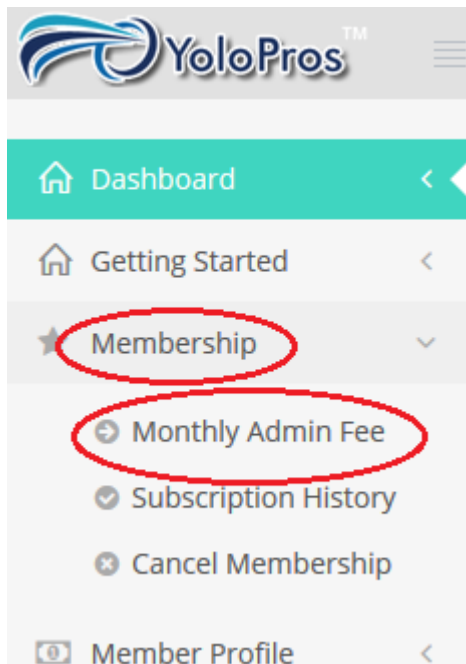
Getting Started: Product Packages
Please Click The Button Provided Below To Purchase Product Package #1.
PURCHASE PRODUCT PACKAGE #1

GETTING STARTED GUIDE
Need Assistance? Please Refer To Our Getting Started Guide For Detailed Instructions.

IMPORTANT - UPHOLD TRANSACTION FEE \$1.50
Please note that there is a **\$1.50 Uphold processing fee** for the purchase of every product package. To ensure you don't have a shortage of funds, we recommend that you initially fund your Uphold account with \$210.00.

Once redirected to the next page, click the drop down arrow and select (Method of Payment) from your Uphold account and click Purchase button

STEP 23. If paying for your \$30 Membership... click Membership and then click Monthly Admin Fee



YoloPros™

- Dashboard
- Getting Started
- Membership
- Monthly Admin Fee
- Subscription History
- Cancel Membership
- Member Profile

STEP 24. Once redirected to the next page, click the drop down arrow and select (Method of Payment) from your Uphold account and click Purchase button



YOU MADE IT!

Faith Is Not Knowing What Your Future Holds, But Knowing...Who Holds Your Future!

*To Our Success,
Created By: Katherine Korytkowski / Kali
YoLo Pros Member*